
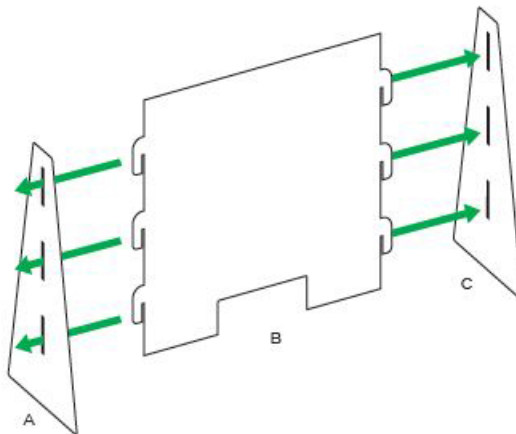


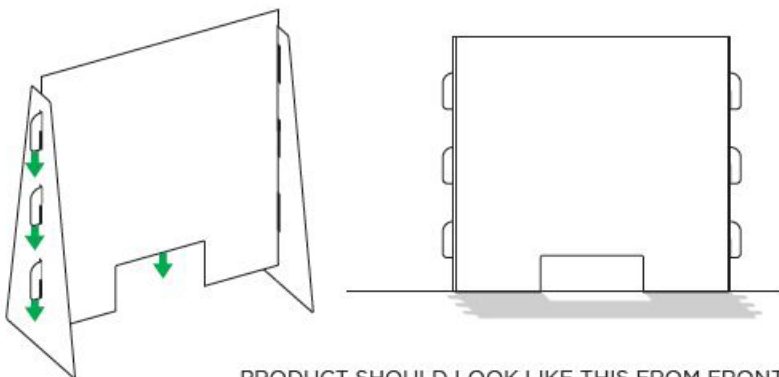
STEP 1: REMOVE PROTECTIVE FILM



STEP 2: INSERT TABS FROM PART B INTO PART A AND C



STEP 3: SLIDE PART B DOWN SO THAT THE BOTTOM OF ALL PARTS ARE FLUSH



PRODUCT SHOULD LOOK LIKE THIS FROM FRONT TO BACK